

APPLICATION AND PERMIT TO USE PUBLIC RIGHT-OF-WAY APPROACHES SHOSHONE COUNTY PUBLIC WORKS

**COPY OF PERMIT MUST BE PRESENT AT WORK SITE DURING CONSTRUCTION
THIS PERMIT IS ONLY VALID FOR 180 DAYS**

PUBLIC ROAD SURFACE TYPE: (DIRT) (GRAVEL) (PAVEMENT)
**PAVED COUNTY ROADS WILL NEED PAVED APPROACHES
SEE PAGES 5 AND 6 FOR EXAMPLES**

***Attachments Required:**
 A Plan or Sketch of Proposed Work
 Pictures of Site

Start Date: _____
 Est. Completion Date: _____
 Road Name: _____
 Location/Parcel#: _____
 Sight Distance: _____
 Posted Speed: _____

NOTICE

This permit shall not be valid for excavation until, or unless, the provision of Idaho code, Title 55, Chapter 22 have been complied with.
**PRIOR TO EXCAVATION, CALL ONE NUMBER
 LOCATION SERVICE
 Telephone No. 811**

Approach
 _____ Single Residence
 _____ Multiple Residence _____ No.Served
 _____ Business Type: _____
 _____ Agriculture
 Other: _____
 Explan: _____

Width: _____ Surface Type: _____
 Estimated ADT _____ (Vehicle Count)
 Culvert Required: Yes No
 NOTE: IF A CULVERT IS REQUIRED, MUST BE **STEEL**, AND STANDARD
 SIZE 12" UNLESS OTHERWISE SPECIFIED BY
 SHOSHONE COUNTY PUBLIC WORKS

I CERTIFY THAT I AM THE OWNER OR AUTHORIZED REPRESENTATIVE OF THE PROPOSED PROPERTY TO BE SEVED AND AGREE TO DO THE WORK REQUESTED HEREON IN ACCORDANCE WITH THE GENERAL REQUIREMENTS PRINTED ON THE REVERSE SIDE. THE SPECIAL PROVISIONS AND THE PLANS MADE A PART OF THIS PERMIT.

PROPERTY OWNER NAME	APPLICANT-PLEASE TYPE OR PRINT
ADDRESS	SIGNATURE OWNER/AUTHORIZED REPRESENTATIVE
CITY STATE ZIP	DATE
PHONE NUMBER	EMAIL ADDRESS
NAME OF CONTRACTOR	CONTRACTOR'S TELEPHONE NUMBER

SUBJECT TO ALL TERMS, CONDITIONS, AND PROVISIONS SHOWN ON THIS FORM OR ATTACHMENTS, PERMISSION IS HEREBY GRANTED TO THE ABOVE-NAMED APPLICANT TO PERFORM THE WORK DESCRIBED ABOVE

FOR LOCAL HIGHWAY JURISDICTION USE	
<p style="text-align: center;">TEMPORARY PERMIT</p> <p>Tentative approval subject to inspection of installation. Date: _____ By: _____ LHJ Authorized Representative</p>	<p style="text-align: center;">FINAL PERMIT</p> <p>Approved date: _____ Rejected date: _____ Corrections Required: _____ Approved By: _____ LHJ Authorized Representative</p>

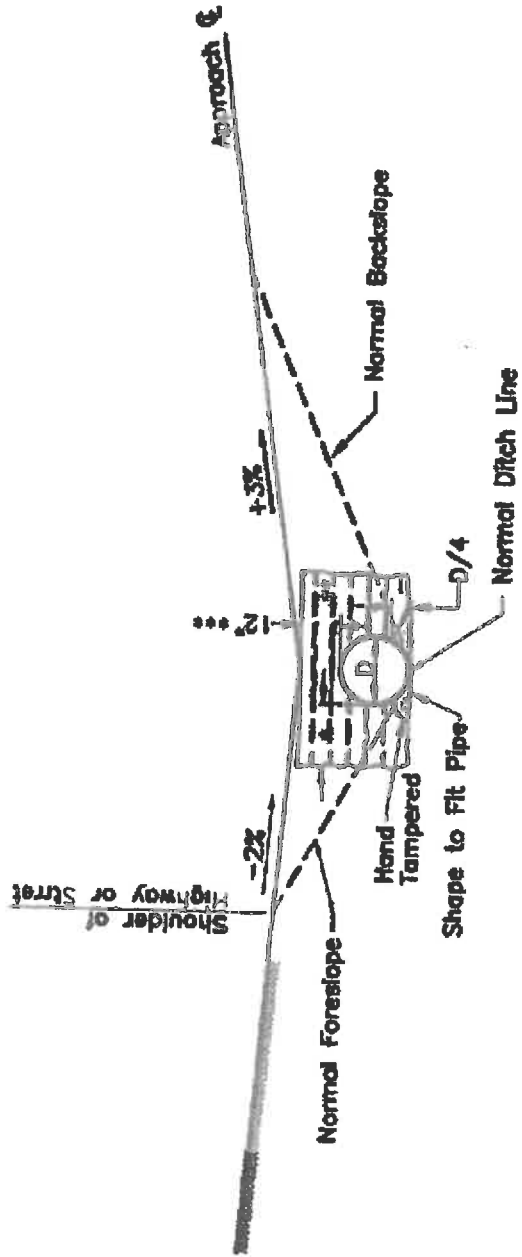
GENERAL PROVISIONS

1. An application fee of \$100.00 must be paid to Shoshone County before a permit will be issued. This fee is non-refundable.
2. Shoshone County may change, amend, or terminate this permit or any of the conditions herein enumerated if permittee fails to comply with its provisions or requirements as set forth herein.
3. Approaches shall be for the bona fide purpose of securing access and not for the purpose of parking, conducting business, or servicing vehicles on the public right-of-way.
4. No revisions or additions shall be made to an approach or its appurtenances on the public right-of-way without permission of Shoshone County.
5. The Permittee shall furnish all material, labor, and equipment involved in the construction of the approach and its appurtenances. This shall include furnishing approved drainage pipe of a size specified on permit **12 Inch minimum STEEL** curb and gutter, concrete sidewalk, etc., where required. Materials and workmanship shall be good quality and are subject to inspection and approval by Shoshone County.
6. Shoshone County reserves the right to require the Permittee, its successors and assigns, at any time, to make such changes, additions, repairs and relocations to any approach or its appurtenances within the public right-of-way be necessary to permit the relocation, reconstruction, widening, drainage, and maintenance of the roadway and /to provide proper protection to life and property on or adjacent to the roadway.
7. Approaches shall conform to the plans made a part of this permit. **Adequate drawings or sketches shall be included** showing the design, materials, construction requirements and proposed location of the approach. If a permit cannot be approved as submitted applicant maybe asked to submit an engineered drawing for approval.
8. During the construction of the approach(es), such barricades, signs and other traffic control devices shall be erected and maintained by the Permittee, as may be deemed necessary by Shoshone County. Said devices shall conform to the current issue on the Manual on Uniform Traffic Control Devices.

9. In accepting this permit, the Permittee, its successors and assigns, agrees to hold Shoshone County harmless from any liability caused by the installation, construction maintenance or operation of the approach(es).
10. If the work done under this permit interferes in any way with drainage of the roadway, the Permittee shall wholly and at his own expense make such provision as Shoshone County may direct to take care of said drainage problem.
11. Upon completion of said work herein contemplated, all rubbish and debris shall be immediately removed and the roadway and roadside shall be left neat and presentable to the satisfaction of Shoshone County.
12. The permittee shall maintain at his or their sole expense the structure or object for which this permit is granted in a condition satisfactory to Shoshone County.
13. Neither the acceptance of this permit nor anything herein contained shall be constructed as a waiver by the permittee of any rights given it by the constitution or laws of the State of Idaho or the United States.
14. No work shall be started until an authorized representative of Shoshone County has given written notice to the permittee to proceed, except in case of an emergency when verbal authorization may be given with a written permit and fee required within five (5) working days.
15. This permit shall be void unless the work herein contemplated shall have been completed before 180 days.

By: _____ Date: _____

SIGNATURE OF APPLICANT



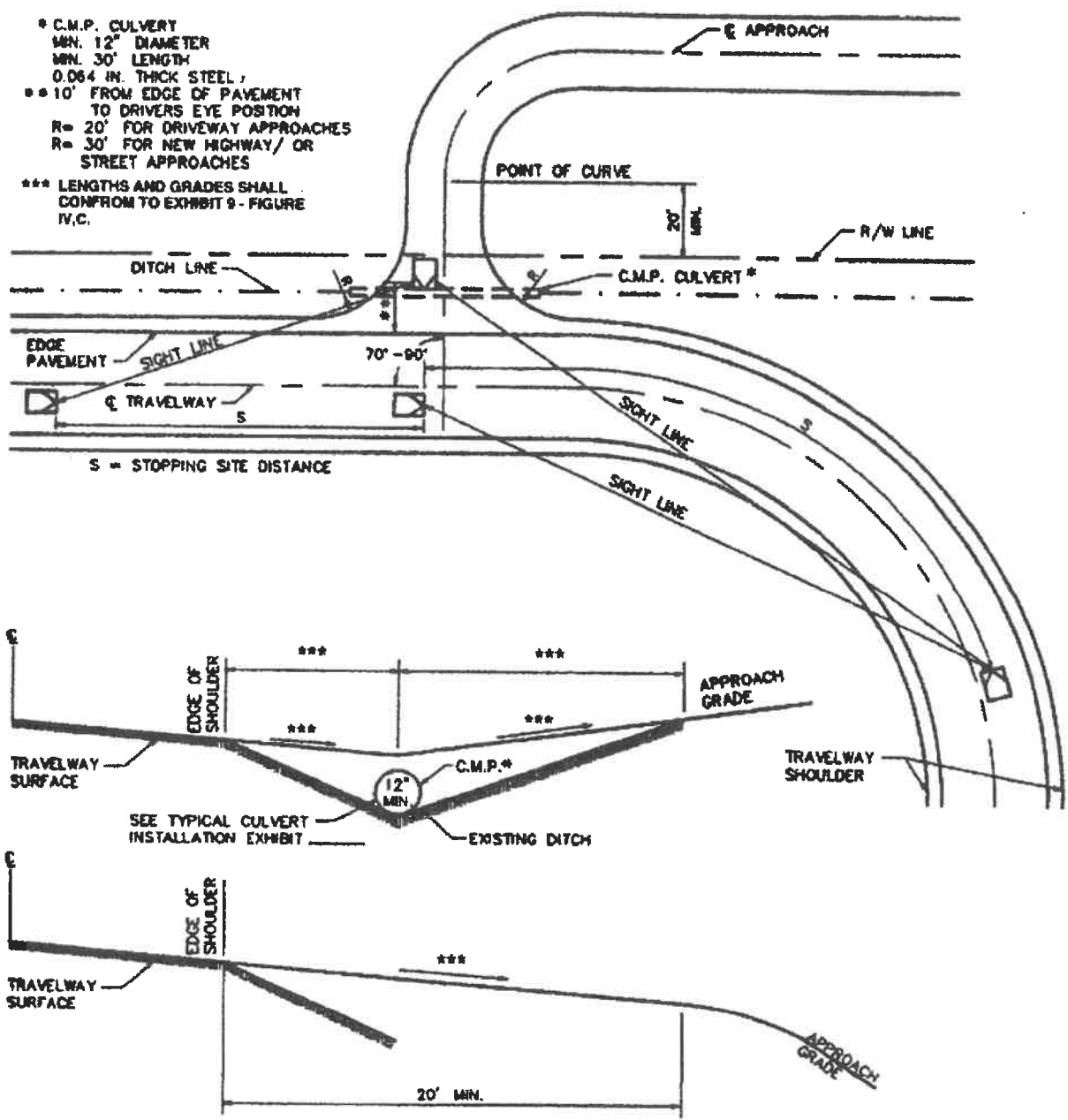
NOTE: * D or 12" whichever is greater.

** Mechanical compacted backfill. Place in 6" layers. LHM to specify type of material acceptable for backfill.

*** May be reduced to 6" on Residential Approaches.

TYPICAL CULVERT INSTALLATION
N.T.S.

FIGURE IV,E



STANDARD APPROACH POLICY
N.T.S.

FIGURE V,H

FIGURE IV-C

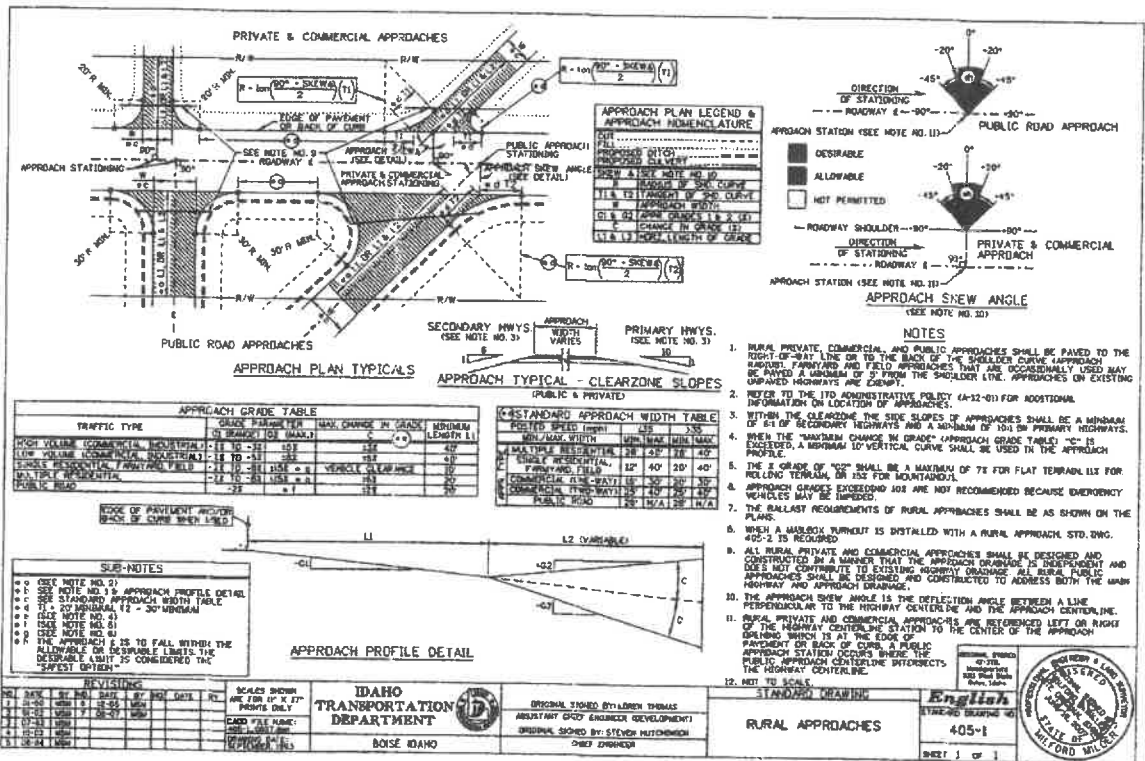


Exhibit 9

EXAMPLE 2: PICTURE OF SITE

