

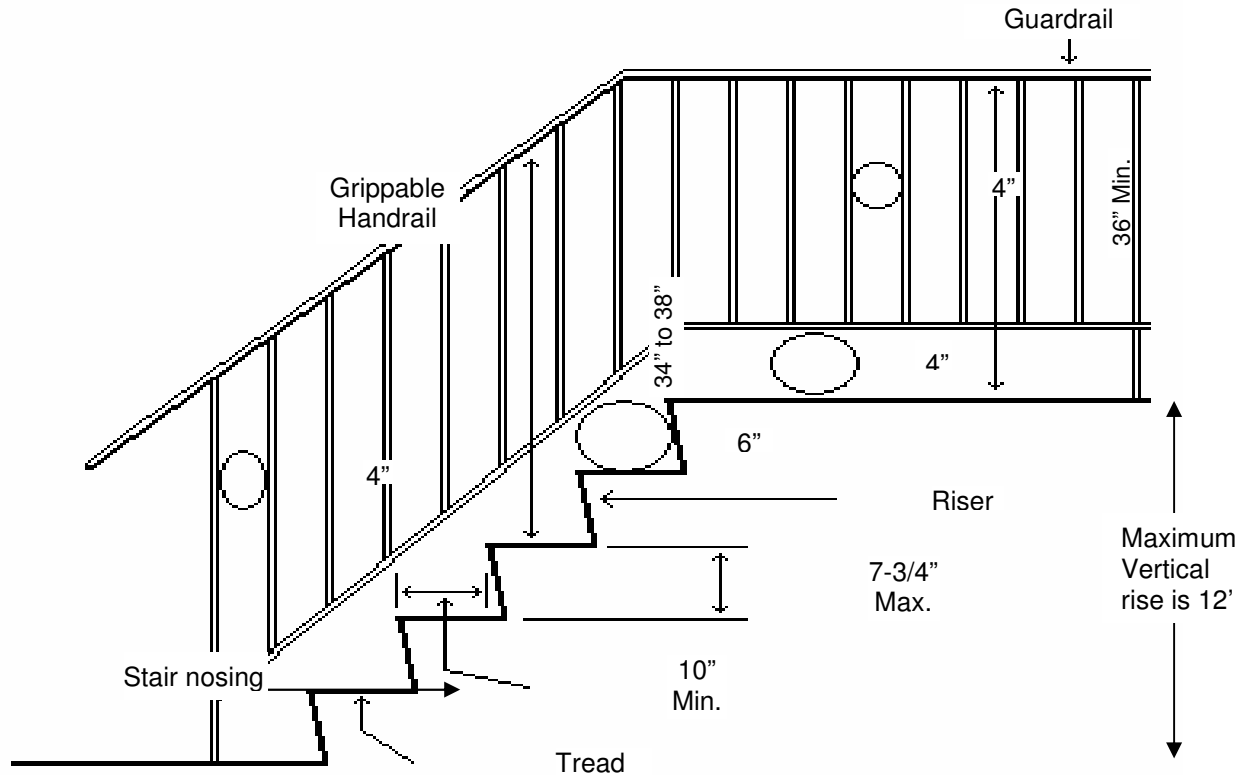


PLANNING & ZONING ADMINISTRATION

BUILDING ♦ PLANNING ♦ FLOODPLAIN
700 Bank Street, Suite 25, Wallace, Idaho 83873-2348
Phone: (208) 752-8891 Fax: (208) 556-5135 E-mail: pz@co.shoshone.id.us



#2 Residential Stairways, Handrails, and Guardrails



Grippable handrail at **34" to 38"** above the stair nosing shall be provided on at least one side (grippable details on reverse). Handrails shall be provided on at least one side of each continuous run of treads or flight with four or more risers. Handrails for stairways shall be continuous for the full length of the flight, from a point directly above the top riser of the flight to a point directly above lowest riser of the flight. Handrail ends shall be returned or shall terminate in newel posts or safety terminals.

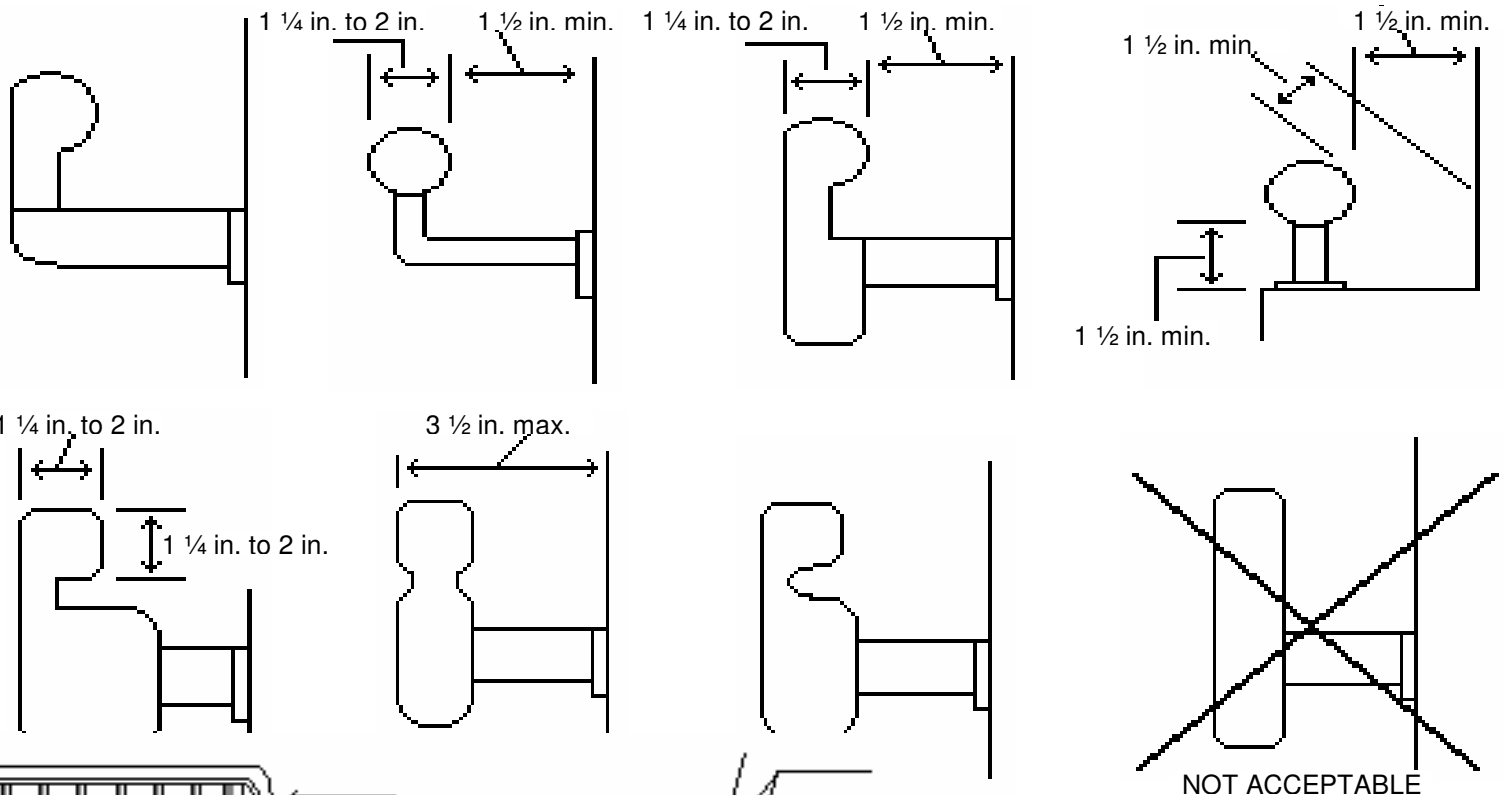
Headroom clearance of **6'-8"** must be maintained, measured vertically from the stair nosing.

Riser = **7-3/4" Max.** Tread = **10" Min.** The greatest tread or riser within any flight of stairs shall not exceed the smallest by more than 3/8 inch.

Open risers are permitted, provided that the opening between treads does not permit the passage of a 4-inch diameter sphere.

If stairway is open-sided, a complying guardrail as shown must be installed – spacing of rails such that a **4" sphere** cannot pass through the opening; space between stair and bottom rail (if any) such that a **6" sphere** cannot pass through.

Stairways shall not be less than 36" in clear width at all points above the permitted handrail height and below the required headroom height. Handrails shall not project more than 4.5" on either side of the stairway and the minimum clear width of the stairway at and below the handrail height, including treads and landings, shall not be less than 31.5" where a handrail is installed on one side and 27" where handrails are provided on both sides.

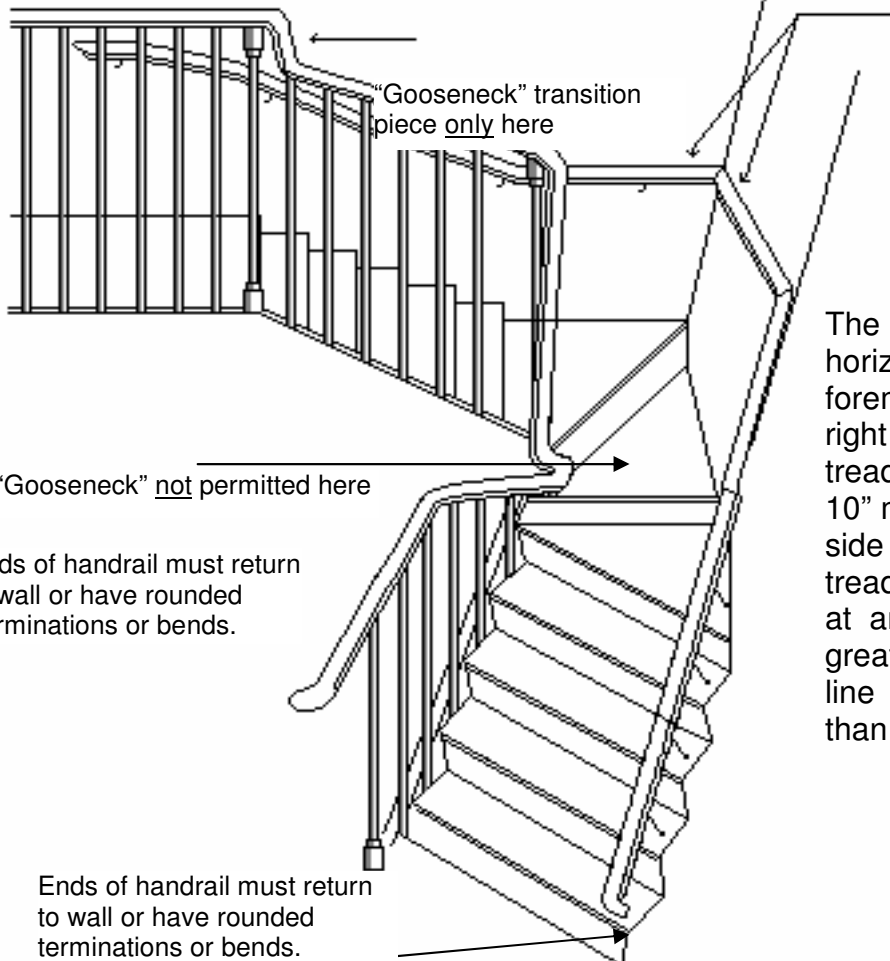


NOT ACCEPTABLE

Handrail along wall is often the only way to get the required continuous handrail at 34" to 38" above stair nosing

WINDING STAIRS

The tread depth shall be measured horizontally between the vertical planes of the foremost projection of adjacent treads and at a right angle to tread's leading edge. Winder treads shall have a minimum tread depth of 10" measured as above at a point 12" from the side where the treads are narrower. Winder treads shall have a minimum tread depth of 6" at any point. Within any flight of stairs, the greatest winder tread depth at the 12" walk line shall not exceed the smallest by more than 3/8".



Ends of handrail must return to wall or have rounded terminations or bends.

Ends of handrail must return to wall or have rounded terminations or bends.